

Leica DISTO™ with Bluetooth Smart usage on Android 4.3 or higher



V 1.0

December 2013

- when it has to be **right**

Leica
Geosystems

Content

- Leica DISTO™ devices
- Bluetooth compatibility
- Leica DISTO™ Bluetooth Smart
- Leica DISTO™ sketch for Android

The Leica DISTO™ devices with Bluetooth®



Leica DISTO™ D3a BT (D330i)
Bluetooth® 2.1

→ Requires **SPP** support



Leica DISTO™ D8
Bluetooth® 2.1

→ Requires **SPP** support



Leica DISTO™ D510
Bluetooth® Smart

→ Requires **Bluetooth® 4.0**





Leica DISTO™ D810 touch
Bluetooth® Smart

→ Requires **Bluetooth® 4.0**



- when it has to be **right** 

Overview DISTO™ compatibility

	Availability	Windows 7 	Windows 8 	Windows Mobile 6.5	Android 	iOS 
Leica DISTO™ sketch *)		-	-	-	-	
Leica DISTO™ sketch *)		-	-	-		-
Leica DISTO™ transfer **)		-	-	-		-
Leica DISTO™ transfer PPC ***)	www.disto.com 	-	-		-	-
Leica DISTO™ transfer PC ***)	www.disto.com 			-	-	-
Keyboard Mode ***)	No installation required	-		-	-	

*) Draw sketches and export these as pdf file or the measurements via csv file

***) Integrated Excel application to send values to a spread sheet. Also measurements are transferred into the clipboard to be pasted at any position in an application

****) DISTO™ connects as a keyboard and sends data right to cursor position in any application or software

*****) In development, planned for January 2014

Prolog

This presentation should provide further advice on how to use the Leica DISTO™ with Bluetooth® Smart. Also the corresponding Apps for Android are described in this document.

Leica DISTO™ Bluetooth Smart



Getting started

- when it has to be **right**

Leica
Geosystems

General

Bluetooth® Smart

- Bluetooth® Smart is compatible with Bluetooth® 4.0 or Bluetooth® Smart Ready devices
- Bluetooth® Smart has very low power consumption why it is by default switched on

Leica DISTO™ D510 Bluetooth® Smart

- The Bluetooth® can be switched off in the Settings of the Leica DISTO™ D510
- The Leica DISTO™ D510 only supports the connection to iOS or Android 4.3 Apps



Press '=' to switch on or off

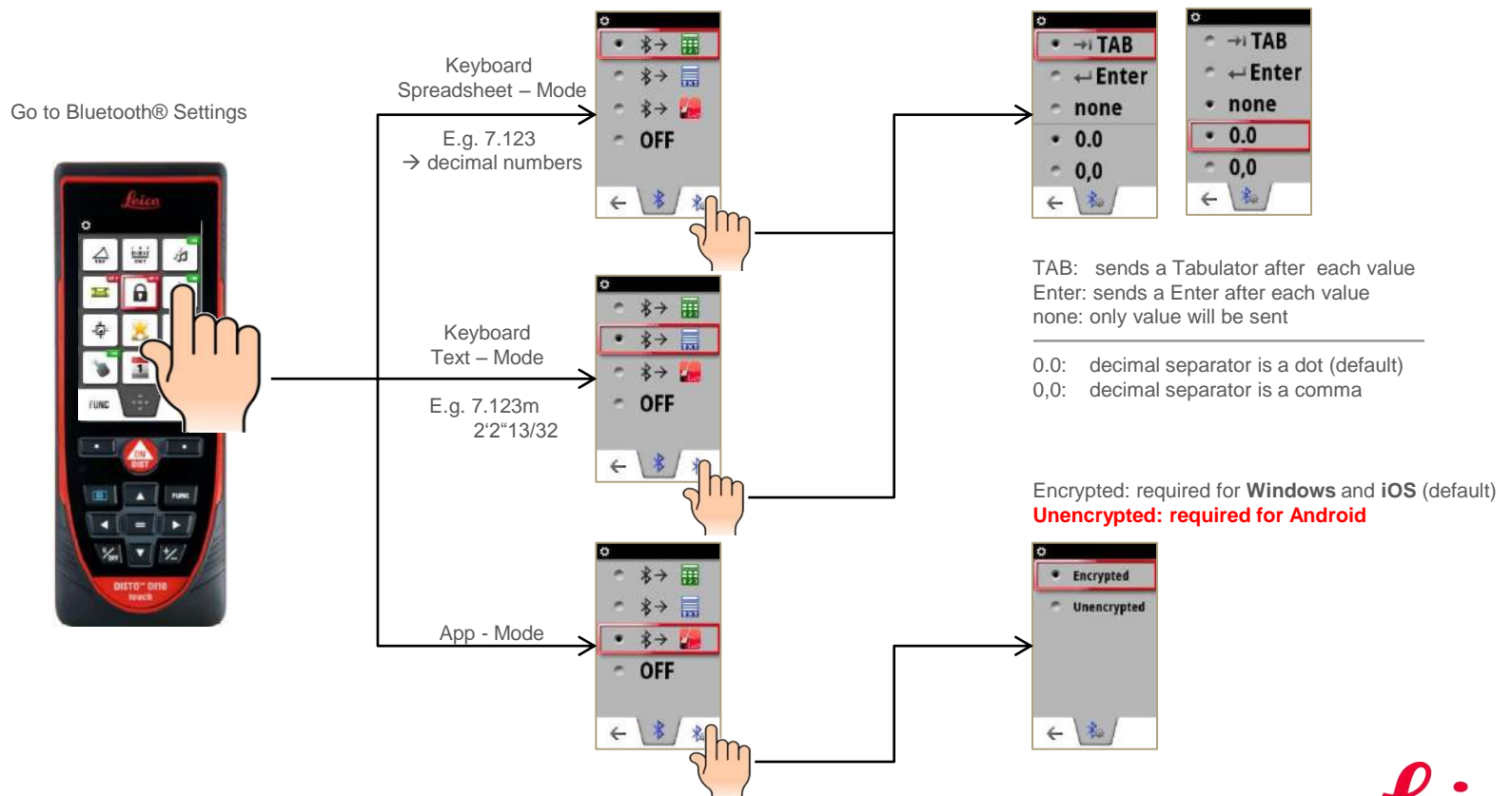
Leica DISTO™ D810 touch Bluetooth® Smart

- The Bluetooth® can be switched off in the Settings of the Leica DISTO™ D810 touch



Leica DISTO™ D810 touch Bluetooth® Smart

- The Leica DISTO™ D810 touch provides 3 different modes for use with Bluetooth®





Leica DISTO™ sketch

Android 4.3 or higher 

Getting started

- when it has to be **right**

Leica
Geosystems

Leica DISTO™ sketch for Android 4.3 or higher

Start App

- When using with Leica DISTO™ D810 touch we are recommending to use the App mode for Bluetooth®
- When using with Leica DISTO™ D810 touch it is required to set the Leica DISTO™ device Bluetooth® to unencrypted mode first. Otherwise the device will connect but it will not transfer measurement values!
This is not required for the Leica DISTO™ D510.



- when it has to be **right**

Leica
Geosystems

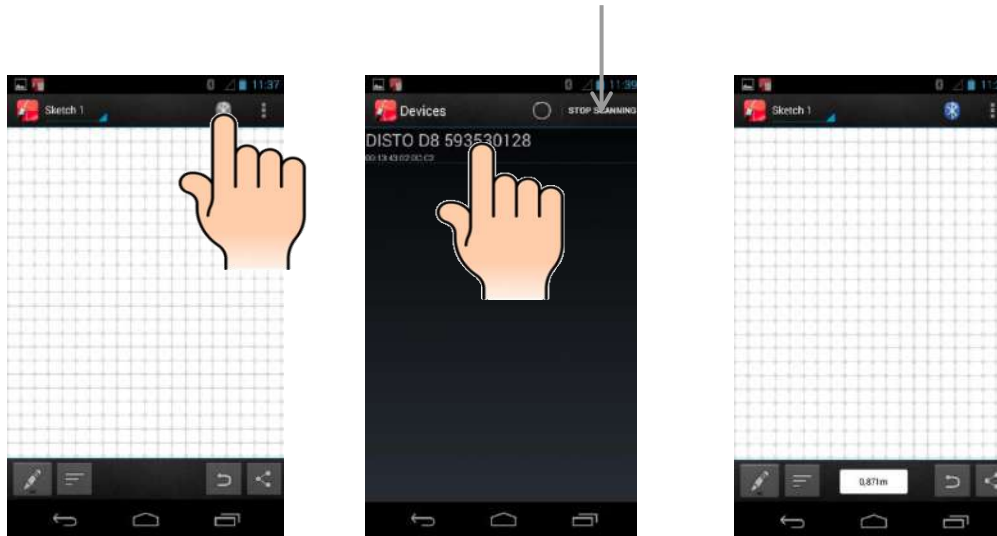


This App works with Leica DISTO™ D3a BT (D330i), D8, D510 and D810 touch

Leica DISTO™ sketch for Android 4.3 or higher

Start App – Connect Bluetooth®

Press if you want to start Scan for devices again



Leica DISTO™ sketch for Android 4.3 or higher

Sketch layout Overview

Add new sketch or photograph → Sketch 1

Connect/disconnect Bluetooth® →

Start Menu for Tutorial, Reset App →

Tutorial

Reset App

Acknowledgement

Draw new line →

Show list of results (table) →

Value from DISTO™ → 0,871m

Undo →

Export file to library, csv for table and pdf for sketch →

CSV


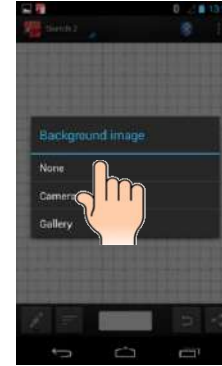
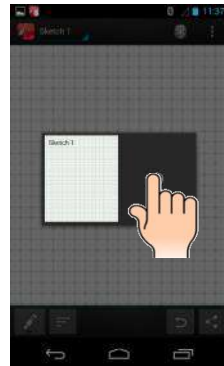

PDF

name	Length	Area	Description
Line 1	0,950m		
Line 2	2,898m		
Line 3	3,968m		
Line 4	0,220m		
Line 5	2,365m		
Line 6	0,809m		
Line 7	42,077m		
Line 8	106,689m		

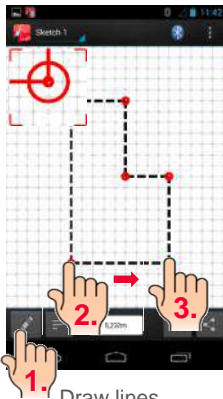
- when it has to be **right**

Leica DISTO™ sketch for Android 4.3 or higher

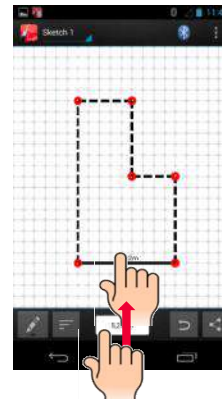
Create new sketch



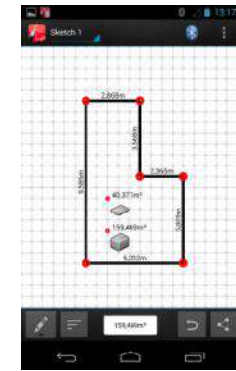
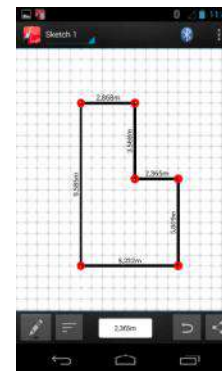
Enter new name if required



Draw lines



Move Value to line



Transfer area, volume or a slope

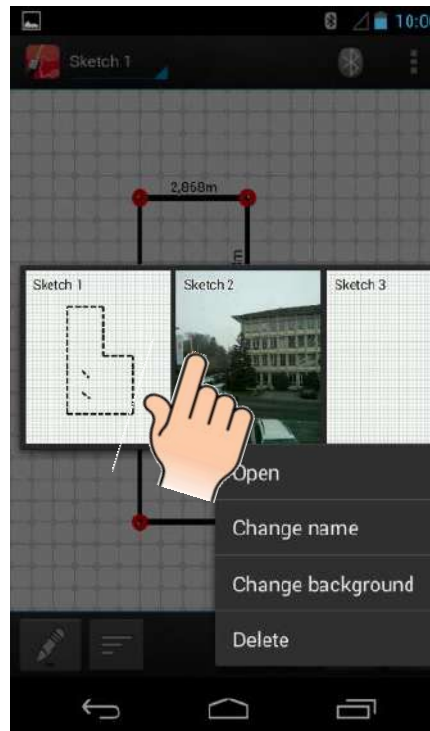
Please Note

Auto-scale not available for this App version

- when it has to be **right** 


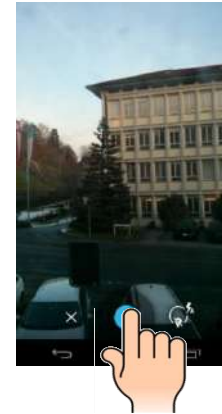


Leica DISTO™ sketch for Android 4.3 or higher

Changing sketch name or deleting sketch



Leica DISTO™ sketch for Android 4.3 or higher

Create new sketch with photo



Leica DISTO™ sketch for Android 4.3 or higher

Good to know

- The Leica DISTO™ D510 or D810 touch only sends the currently measured value. To send a result from the main line of the DISTO™ press the „=,“ key
- To send a value using a D3a BT or D8 with Bluetooth® 2.1 you need to press the Bluetooth® key
- If you like to transfer distance measurement values including the inclination you need to switch on the Level option in the Setting of your Leica DISTO™ device.



Leica DISTO™ D3a BT (D330i)



Leica DISTO™ D8



Leica DISTO™ D510 or D810 touch